


The Ultimate Owner's Guide to Successfully Overseeing Capital Projects

Managing capital projects requires a comprehensive understanding of various aspects, from planning and execution to team collaboration and oversight. As an owner, it is crucial to have a clear guide to ensure the success of these projects. In this article, we present you with insights, tips, and best practices to effectively oversee capital project teams and ensure smooth project execution.

Understanding the Importance of Effective Oversight

Effective oversight is the foundation of successful capital projects. As an owner, your role is to provide guidance, support, and supervision to the project teams responsible for executing the plan. Without proper oversight, projects can encounter delays, budget overruns, and quality issues.

The key to effective oversight is establishing strong communication channels with the project teams, understanding their progress, and intervening when necessary. It is essential to strike a balance between granting autonomy to the teams and providing regular check-ins to ensure project goals are being met.



The Project Oversight Guide: An Owner's Guide to Oversight of Capital Projects, Project Teams, and General Contractors for Delivering the Expected Return on Your Investment

by Herbert Marshall Jr. (Kindle Edition)

★★★★★ 5 out of 5

Language : English

File size : 13782 KB

Text-to-Speech : Enabled

Enhanced typesetting : Enabled

X-Ray for textbooks : Enabled
Word Wise : Enabled
Print length : 428 pages
Screen Reader : Supported



Defining Roles and Responsibilities

Clarity in roles and responsibilities is crucial for effective oversight. Clearly defining who is accountable for specific tasks and decisions minimizes confusion and promotes accountability within the team. Each member of the project team should understand their role and be aware of their responsibilities to ensure a smooth workflow.

Additionally, as an owner, you should clearly communicate your expectations from the project teams. Setting precise goals, objectives, and milestones gives the team a clear direction and helps align their efforts with your vision.

Selecting the Right Project Teams

The success of any capital project heavily relies on the skills and expertise of the project teams involved. Collaborating with competent professionals, including architects, engineers, and contractors, plays a vital role in achieving project goals. When selecting project teams, consider their previous experience, industry knowledge, and track record of successful project completions.

Performing due diligence by thoroughly reviewing their qualifications, references, and past projects can give you insights into their capabilities and suitability for your project. It is also essential to assess their compatibility with your company's culture, values, and expectations to ensure a harmonious working relationship.

Establishing Effective Communication Channels

Open and effective communication plays a key role in successful project oversight. Establishing clear channels of communication, such as regular progress meetings, collaborative software platforms, and documentation systems, helps ensure that everyone is on the same page.

Encouraging transparency and open dialogue between project teams and stakeholders can prevent misunderstandings and enable early identification of potential issues. Active listening and promoting a culture of constructive feedback can also contribute to improved project outcomes.

Providing Resources and Support

Capital projects require adequate resources to be executed successfully. As an owner, it is your responsibility to provide the necessary financial, human, and technological resources to enable teams to accomplish their tasks effectively.

Regularly reviewing project budgets, allocating funds appropriately, and addressing resource constraints are critical aspects of efficient project oversight. Be proactive in identifying and resolving any resource bottlenecks to prevent delays or compromise the project's quality.

Implementing Performance Measurement Systems

Performance measurement systems help evaluate project progress, identify potential risks, and track the achievement of key performance indicators (KPIs). These systems enable you to detect any deviations from the project plan and take corrective actions promptly.

Implementing KPIs that align with project goals, such as timeframes, cost control, and quality standards, gives you an objective framework to measure the project

team's performance. Regularly reviewing and analyzing these metrics allows you to identify areas for improvement and make data-driven decisions.

Timely Risk Identification and Mitigation

Risks are inherent in any capital project, and timely identification and mitigation are vital to minimize their impact. Encourage project teams to identify potential risks and develop contingency plans to address them proactively.

Establishing a risk management framework that includes regular risk assessments, risk registers, and mitigation strategies ensures that potential threats are addressed before they escalate. Your oversight role involves reviewing these risk management plans and assisting teams in implementing effective mitigation strategies.


Continuously Evaluating and Learning

Capital projects provide valuable opportunities for growth and learning. As an owner, continuous evaluation and learning from past projects play a crucial role in improving future project outcomes.

Conducting post-project reviews, capturing lessons learned, and implementing changes based on those insights are valuable practices to enhance your oversight skills. Encouraging project teams to share their experiences and feedback also fosters a culture of continuous improvement within your organization.

Successfully overseeing capital projects requires a holistic approach that encompasses effective communication, role clarity, resource allocation, performance measurement, risk management, and continuous learning. By following these best practices and maintaining an active oversight role, you can

ensure the smooth execution of capital projects and achieve the desired outcomes.



The Project Oversight Guide: An Owner's Guide to Oversight of Capital Projects, Project Teams, and General Contractors for Delivering the Expected Return on Your Investment

by Herbert Marshall Jr. (Kindle Edition)

★★★★★ 5 out of 5

Language : English
File size : 13782 KB
Text-to-Speech : Enabled
Enhanced typesetting : Enabled
X-Ray for textbooks : Enabled
Word Wise : Enabled
Print length : 428 pages
Screen Reader : Supported



Whether you are a project manager tasked with overseeing an outsourced capital project or an owner investing in a major project critical to the future of your business, you are most likely starting at a disadvantage. A savvy contractor’s project team is likely to be populated with project management professionals who have read an abundance of literature on how to maximize project value for themselves. Unfortunately, as any book search will show you, there is virtually no guidance out there for how to successfully oversee a capital project from an owner’s perspective. In project management terms, the client or owner is just a “managed external stakeholder.”

The Project Oversight Guide (POG) is intended to bridge the gap between knowing how to run a project and knowing how to oversee one. Readers of the POG will learn that project oversight and project management are uniquely different disciplines. Bad project oversight can make an otherwise good project fail, whereas good oversight can lead a substandard project team or contractor to succeed in delivering the expected return on investment. Did you know that, when done right, project oversight more than pays for itself?

By reading the POG, owners and project management students and professionals will gain insights into all facets of capital project oversight, including tools and techniques, organizational design, best practices, behaviors, and processes. The POG packages this information in an examples-based look-see at real situations and lessons learned from the field.



Everything You Need To Know About Building Referral Revenue Online

Are you looking for ways to boost revenue for your online business? One effective strategy to consider is building referral revenue. Referral revenue, also known as...




Is It Still Cheating If You Don't Get Caught?

When it comes to morality and ethics, the line between right and wrong can sometimes become blurry. One such situation that often...



The Fascinating History of Afro Uruguay - Unveiling the Untold Stories

Afro Uruguay refers to the rich and diverse history of African descendants in Uruguay. From cultural contributions to political struggles, the Afro Uruguayan community has...




Reflections From Stubborn Son: A Journey of Self-Discovery and Growth

Have you ever encountered a stubborn son who challenged your every attempt to guide and teach him? If you have, then you may find solace and inspiration in this...



Discover the Revolutionary World of Protein Modelling: The Story of Andrew Gamble

Protein modelling is an essential field of study in molecular biology that offers insights into the structure, function, and interactions of proteins. In recent...



The Best Old Fashioned Advice: Timeless Wisdom Passed Down Over Generations

Have you ever turned to your grandparents, parents, or even older friends for advice? There's something magical about the wisdom that comes from their lips – advice that has...



Embark on an Unforgettable Journey: The Sword and Sorcery Fantasy Adventure That Will Leave You Breathless!

Are you ready to be transported to a land of magic, fierce battles, and incredible wonders? Prepare yourself for an unforgettable experience as we dive into the...



The Enchanting World of Wendy Darling Comes Alive in Volume Stars by Colleen Oakes

Step into the magical world of Neverland and get ready to embark on an unforgettable adventure with Wendy Darling, the beloved character from J.M. Barrie's timeless classic,...