

The Guide To Chord Tone Soloing On Rhythm Changes For Bb Instruments - Learn How

Are you a beginner or intermediate jazz musician looking to master chord tone soloing on rhythm changes for Bb instruments? Look no further! In this comprehensive guide, we will break down the process step by step, providing you with the necessary tools and knowledge to improvise with confidence.

Understanding Rhythm Changes

Rhythm changes is a chord progression that is derived from George Gershwin's famous tune "I Got Rhythm." It is a common progression in jazz and serves as a great foundation for improvisation. The structure consists of 32 bars, and the chord changes follow an AABA pattern.

Before diving into chord tone soloing, it is crucial to have a solid understanding of the chords used in rhythm changes. The most common chords include the I, VI, II, and V chords in the key of Bb. These chords are Bb7, G7, Cm7, and F7, respectively.



Rhythm Changes Soloing for Jazz Trumpet: The Guide to Chord Tone Soloing on Rhythm Changes for Bb Instruments (Learn how to play trumpet Book 1) by Sam Barry (Kindle Edition)

★★★★☆ 4.8 out of 5

Language	: English
File size	: 17918 KB
Text-to-Speech	: Enabled
Enhanced typesetting	: Enabled
Word Wise	: Enabled
Lending	: Enabled
Screen Reader	: Supported



What is Chord Tone Soloing?

Chord tone soloing is the technique of emphasizing the notes that belong to the underlying chords while improvising. By focusing on chord tones, you create a stronger connection between your solo and the chords being played, resulting in a more melodic and cohesive improvisation.

The key to effective chord tone soloing is to familiarize yourself with the arpeggios of the chords used in the progression. The arpeggios consist of the individual notes that make up each chord.

Step 1: Learn the Arpeggios

The first step in chord tone soloing is to learn the arpeggios for the I, VI, II, and V chords in rhythm changes. Practice playing these arpeggios in different positions on your instrument until you can comfortably navigate them.

For example, the Bb7 arpeggio consists of the following notes: Bb, D, F, and Ab. The G7 arpeggio is made up of the notes G, B, D, and F. The Cm7 arpeggio includes the notes C, Eb, G, and Bb. Finally, the F7 arpeggio consists of the notes F, A, C, and Eb.

Step 2: Connect the Arpeggios

Once you are comfortable playing the arpeggios, the next step is to connect them smoothly. This involves transitioning from one arpeggio to another as the chord changes. Practice playing through the entire progression using only the arpeggios, ensuring that you can seamlessly navigate the changes.

Step 3: Add Approach Notes

As you become more comfortable with the arpeggios and transitioning between them, you can start adding approach notes to create more fluid lines. Approach notes are notes that precede or follow the chord tones, creating tension and resolution.

For example, when approaching the Bb chord, you can use the note A before landing on the root note Bb. Experiment with different approach notes and their variations to add interest and complexity to your solos.

Step 4: Experiment with Rhythmic Variations

While it is essential to focus on the notes, don't forget about the rhythm! Experiment with rhythmic variations to add dynamics and excitement to your solos. Play with different subdivisions, syncopations, and accents to create a unique and engaging solo.

Step 5: Practice, Practice, Practice

Like any skill, chord tone soloing requires consistent practice to master. Set aside dedicated practice time to work on your arpeggios, transitioning between chords, adding approach notes, and experimenting with rhythmic variations.

Additionally, practice improvising over rhythm changes using the chord tones and approach notes you have learned. Start slow and gradually increase the tempo as you become more comfortable.

Chord tone soloing on rhythm changes for Bb instruments can seem daunting at first, but with patience and practice, you can unlock a whole new level of improvisation. By focusing on the chord tones, learning the arpeggios, connecting them smoothly, adding approach notes, and experimenting with rhythmic

variations, you will develop a vocabulary that allows you to freely express yourself on the jazz stage.

Remember, the key is to practice consistently and have fun along the way. So grab your instrument, dive into the world of chord tone soloing, and watch your improvisation skills soar!



Rhythm Changes Soloing for Jazz Trumpet: The Guide to Chord Tone Soloing on Rhythm Changes for Bb Instruments (Learn how to play trumpet Book 1) by Sam Barry (Kindle Edition)

★★★★☆ 4.8 out of 5

Language : English
File size : 17918 KB
Text-to-Speech : Enabled
Enhanced typesetting : Enabled
Word Wise : Enabled
Lending : Enabled
Screen Reader : Supported
Print length : 94 pages



Learn to improvise on trumpet over the most recognised tune in jazz

This is not a how to play the trumpet book. It's a how to play music book!

Once you have learnt some simple strategies to improvise over jazz chord changes, the next step is chord tone soloing. Targeting the important notes of every chord in a sequence will give you a solid foundation from which you can build engaging, melodic improvised solos.

This book teaches how to do it, step-by-step, and takes an in-depth look at one of the most famous chord progressions in jazz: George Gershwin's I Got Rhythm – known as “Rhythm Changes”.

Rhythm Changes Soloing for Jazz Trumpet will guide you through this essential jazz standard, while teaching you fundamental soloing techniques and improvisational skills. This practical method, devised by Buster Birch (visiting jazz professor at Trinity Conservatoire) has been road tested at hundreds of workshops.

Professor approved jazz trumpet soloing

“Buster has developed a systematic way of improvising using chordal notes and chromatic notes that will enable the improviser to develop jazz vocabulary and harmonic detail. I thoroughly recommend this book and will be using it in my teaching.”

Steve Waterman – Professor of Jazz Trumpet at Trinity Laban Conservatoire of Music & Dance, The Royal Welsh College of Music & Drama, The Royal Northern College of Music, Canterbury Christ Church University and The Purcell School.

“A clear and easy to follow guide to improvising on one of the most important vehicles in jazz repertoire, which goes meticulously by step from simple chord tone improvisation to chromatic alterations and harmonic substitutions.”

Chris Batchelor – Senior Lecturer of Jazz Studies at Middlesex University, Professor of Jazz Trumpet at Trinity Laban conservatoire of music. (Michael Brecker, Sam Rivers, Hermeto Pascoal, Tim Berne and Uri Caine)

Learn to improvise jazz on trumpet with this systematic approach

The Rhythm Changes is one of the most important progressions to learn to solo over in jazz, because it contains chord sequences that feature in alljazz standard tunes. Master this, and you'll have learnt how to navigate dozens more popular tunes.

- Discover a systematic guide to improvisation by an award-winning musician and educator
- Learn how to identify the parent scales of each chord
- Master the art of soloing with arpeggios
- Learn how to add passing notes to create bebop style phrases
- Learn four exciting tunes and solo studies

Bonus: Free audio to download, so you can hear exactly how each example should sound

Learn to improvise on trumpet and create your own musical ideas

You'll also learn the important skills of how to break down a tune and understand its harmony. Buster Birch walks you through the Rhythm Changes section by section. At each step, you'll understand how to...

- Identify the parent scales of each chord and build arpeggios
- How to mix and match arpeggios to create interesting melodic lines

- Loads of great jazz vocabulary that will help you grow as a musician
- Apply trumpet articulation techniques that add emotion and flair to your jazz solos.

Audio and backing tracks

Rhythm Changes Soloing for Jazz Trumpet contains FREE audio examples and backing tracks. You'll hear each idea in action and every articulation clearly played for you to copy. It truly is a one-stop-shop on your path to jazz improvisation.

Buy Rhythm Changes Soloing for Jazz Trumpet and get creative right now.

Today is the day you take your skills to the next level!




Everything You Need To Know About Building Referral Revenue Online

Are you looking for ways to boost revenue for your online business? One effective strategy to consider is building referral revenue. Referral revenue, also known as...




Is It Still Cheating If You Don't Get Caught?

When it comes to morality and ethics, the line between right and wrong can sometimes become blurry. One such situation that often...



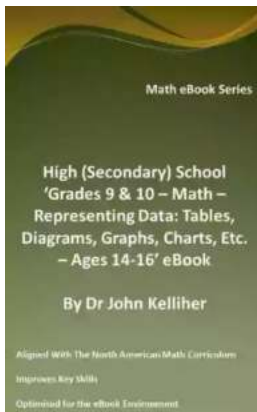
The Fascinating History of Afro Uruguay - Unveiling the Untold Stories

Afro Uruguay refers to the rich and diverse history of African descendants in Uruguay. From cultural contributions to political struggles, the Afro Uruguayan community has...




Reflections From Stubborn Son: A Journey of Self-Discovery and Growth

Have you ever encountered a stubborn son who challenged your every attempt to guide and teach him? If you have, then you may find solace and inspiration in this...



Discover the Revolutionary World of Protein Modelling: The Story of Andrew Gamble

Protein modelling is an essential field of study in molecular biology that offers insights into the structure, function, and interactions of proteins. In recent...



The Best Old Fashioned Advice: Timeless Wisdom Passed Down Over Generations

Have you ever turned to your grandparents, parents, or even older friends for advice? There's something magical about the wisdom that comes from their lips – advice that has...



Embark on an Unforgettable Journey: The Sword and Sorcery Fantasy Adventure That Will Leave You Breathless!

Are you ready to be transported to a land of magic, fierce battles, and incredible wonders? Prepare yourself for an unforgettable experience as we dive into the...



The Enchanting World of Wendy Darling Comes Alive in Volume Stars by Colleen Oakes

Step into the magical world of Neverland and get ready to embark on an unforgettable adventure with Wendy Darling, the beloved character from J.M. Barrie's timeless classic,...