

Mommy, Help Me Draw Fish!


Discover a Fun and Creative Activity for Kids

Draw-A-Fish Worksheet

Step 1




Step 4



Step 2




Step 5



Step 3



Step 6



Are you looking for an engaging and creative activity to do with your kids? Look no further - we have the perfect solution! In this article, we will guide you through a step-by-step process of drawing a fish with your little ones.

Why Drawing is Beneficial for Kids

Drawing is a fantastic activity that not only keeps kids entertained but also offers numerous benefits for their development. When your child engages in drawing, they enhance their fine motor skills, hand-eye coordination, and cognitive abilities. Moreover, drawing helps express emotions and boosts creativity.



mommy, help me draw fish

by Content Arcade Publishing(Kindle Edition)

★★★★★ 5 out of 5

Language : English

File size : 1978 KB

Text-to-Speech : Enabled

Screen Reader : Supported

Enhanced typesetting : Enabled

Print length : 19 pages

Lending : Enabled



The Supplies You Will Need

Before starting the drawing activity, gather the necessary supplies. You will need:


- A blank sheet of paper
- Pencils (preferably with different lead thickness)
- An eraser
- Coloring materials (crayons, markers, or colored pencils)

Let's Start Drawing!

Follow these easy steps to create a beautiful fish drawing:

Step 1: Draw the Fish Body

Begin by drawing an oval shape as the outline of your fish. Make it as big or as small as you want. Remember, this is your child's drawing, so encourage them to get creative!



Step 2: Add the Details

Next, let's add the eyes, mouth, and fins. Draw two small oval shapes for the eyes on one side of the body. Then, draw a curved line to create the mouth. Add some curvy lines for the fins, both on the top and bottom sides of the body.



Step 3: Decorate the Fish


Now it's time to let your child's imagination run wild! Encourage them to add patterns, scales, or other decorative elements to their fish. They can also experiment with different colors to make their fish look vibrant and unique.



Step 4: Final Touches

Lastly, it's time to outline the drawing with a darker pencil or pen. This will make the fish stand out more. Your child can also add some bubbles or a sea background to complete their artwork.

How to Draw a Fish for Kids



Why This Activity Is Beneficial

Engaging your child in drawing activities like this fish drawing offers several benefits. It stimulates their imagination, improves their observation skills, and enhances their ability to concentrate and follow instructions. Moreover, it provides an excellent opportunity for bonding and creating lasting memories as you help them throughout the drawing process.

Encourage Your Child's Creativity

Remember to praise your child's efforts and acknowledge their creativity. Drawing is not about perfection but about self-expression and having fun. Celebrate their unique style and encourage them to explore different subjects and techniques in their future artistic endeavors.

Mommy, help me draw fish is not just a fun activity but also a learning experience for your child. Through drawing, they develop essential skills, enhance their creativity, and strengthen the parent-child bond. So grab some drawing supplies and embark on this artistic adventure with your little one today!

Additional Resources:

- The Benefits of Drawing for Kids
- Simple Ways to Teach Drawing to Your Kids
- Drawing and Art for Children



mommy, help me draw fish

by Content Arcade Publishing(Kindle Edition)

★★★★★ 5 out of 5

Language : English

File size : 1978 KB

Text-to-Speech : Enabled

Screen Reader : Supported

Enhanced typesetting: Enabled

Print length : 19 pages

Lending : Enabled

FREE

DOWNLOAD E-BOOK



a unique drawing book for mommies and grandparents that want to spend wonderful time with their children or grandchildren.

this book will give you a great chance to spend some quality time with your children and grandchildren (if you are grandparents).

most parents dont know how to draw and your kids need you to show them how to do things, so why not drawing.

this book will teach you, the parents how to draw the most simple and cute characters so you could draw them with your kids and teach them how to do that as well, step by step.

bu using my special technique "drawing easily" you will get the best results within the first couple times you will try following the drawing steps.

please dont forget to review my book and tell other parent how useful this book really is.




Everything You Need To Know About Building Referral Revenue Online

Are you looking for ways to boost revenue for your online business? One effective strategy to consider is building referral revenue. Referral revenue, also known as...




Is It Still Cheating If You Don't Get Caught?

When it comes to morality and ethics, the line between right and wrong can sometimes become blurry. One such situation that often...



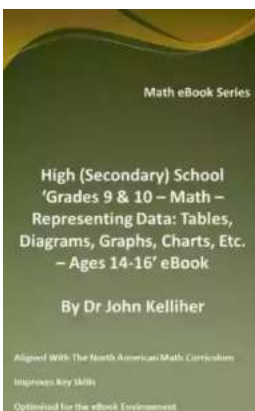
The Fascinating History of Afro Uruguay - Unveiling the Untold Stories

Afro Uruguay refers to the rich and diverse history of African descendants in Uruguay. From cultural contributions to political struggles, the Afro Uruguayan community has...




Reflections From Stubborn Son: A Journey of Self-Discovery and Growth

Have you ever encountered a stubborn son who challenged your every attempt to guide and teach him? If you have, then you may find solace and inspiration in this...



Discover the Revolutionary World of Protein Modelling: The Story of Andrew Gamble

Protein modelling is an essential field of study in molecular biology that offers insights into the structure, function, and interactions of proteins. In recent...




The Best Old Fashioned Advice: Timeless Wisdom Passed Down Over Generations

Have you ever turned to your grandparents, parents, or even older friends for advice? There's something magical about the wisdom that comes from their lips – advice that has...



Embark on an Unforgettable Journey: The Sword and Sorcery Fantasy Adventure That Will Leave You Breathless!

Are you ready to be transported to a land of magic, fierce battles, and incredible wonders? Prepare yourself for an unforgettable experience as we dive into the...



The Enchanting World of Wendy Darling Comes Alive in Volume Stars by Colleen Oakes

Step into the magical world of Neverland and get ready to embark on an unforgettable adventure with Wendy Darling, the beloved character from J.M. Barrie's timeless classic,...