

Everything You Need to Know: Beginner Guide To Strawberry Farming

Are you looking to start your own strawberry farm but not sure where to begin? Look no further! This comprehensive beginner guide to strawberry farming will provide you with all the information you need to get started. From preparing the soil and choosing the right variety, to planting, caring for, and harvesting your strawberries, we've got you covered. So grab a bucket of strawberries and let's dive in!

Why Strawberry Farming?


Strawberries are not only delicious but also highly profitable. With a high demand for fresh strawberries and various products derived from them, strawberry farming can be a lucrative venture for beginners. Additionally, strawberries are relatively easy to grow and require minimal space, making them an ideal choice for both large-scale commercial farmers and small backyard growers.

Step 1: Choose Your Strawberry Variety

Before starting your strawberry farm, it's important to select the right variety for your specific circumstances. Factors such as climate, soil type, and market demand should be considered when making this decision. Popular varieties that are well-suited for beginners include Chandler, Jewel, and Allstar. These varieties are known for their excellent taste, disease resistance, and high yield.

A BEGINNER'S GUIDE TO STRAWBERRY FARMING: Learn step by step guide on how to plant strawberries (Farm management)

by Davies Cheruiyot(Kindle Edition)



★★★★★ 5 out of 5

Language : English
File size : 2702 KB
Text-to-Speech : Enabled
Enhanced typesetting : Enabled
Word Wise : Enabled
Lending : Enabled
Screen Reader : Supported
Print length : 36 pages



Step 2: Prepare the Soil

Strawberries thrive in well-draining soil rich in organic matter. Begin by clearing the land from any weeds or debris. Next, perform a soil test to determine its pH level and nutrient composition. Adjust the pH if necessary, aiming for a slightly acidic range of 5.5 to 6.5. Incorporate organic matter such as compost or well-rotted manure into the soil to improve its fertility and structure.

Step 3: Planting Your Strawberries

Once the soil is ready, it's time to plant your strawberry plants. There are various methods to choose from, such as raised beds, matted rows, or containers. Consider your available space and the number of plants you intend to grow. Ensure that each plant has enough room to spread and receive adequate sunlight and airflow. Plant the strawberries at the recommended depth and spacing, and remember to water them thoroughly after planting.

Step 4: Care and Maintenance

Successful strawberry farming requires regular care and maintenance. Adequate irrigation, mulching, and controlling weeds are essential for optimal growth and

yield. Additionally, strawberries are prone to certain pests and diseases, such as aphids, slugs, and powdery mildew. Implement preventive measures and use organic pest-control methods to protect your plants.

Step 5: Harvesting Your Strawberries

Finally, the rewarding moment arrives when you get to harvest your strawberries. Depending on the variety and growing conditions, strawberries can typically be harvested within 4 to 6 weeks after flowering. Berries should be fully ripe, bright red, and easily detachable from the plant. Carefully pick the strawberries, avoiding any damage to the plants or neighboring berries. Enjoy the fruits of your labor!

Marketing Your Strawberries

Once you have a bountiful harvest of delicious strawberries, it's time to market them. Explore local farmers markets, grocery stores, and restaurants that may be interested in purchasing your fresh strawberries. Additionally, consider value-added products such as strawberry jams, jellies, or even strawberry-infused beverages. With proper marketing strategies, you can create a loyal customer base and maximize your profits.


Tips for Success

Here are a few additional tips to ensure your success as a strawberry farmer:

- Regularly monitor your plants for signs of pests or diseases and take immediate action to prevent further damage.
- Keep up with the latest research and advancements in strawberry farming to optimize your methods and stay ahead of the competition.

- Network with other strawberry farmers and industry experts to exchange knowledge and experiences.
- Invest in good-quality equipment and tools for planting, irrigation, and harvesting. This will save you time and effort in the long run.
- Be patient and persistent. Like any agricultural endeavor, strawberry farming requires dedication, hard work, and the ability to adapt to challenges.

So, what are you waiting for? Start your strawberry farming journey today and experience the joy of growing your own juicy, sweet strawberries. With this comprehensive beginner guide, you have all the tools you need to succeed. Good luck and happy farming!



A BEGINNER'S GUIDE TO STRAWBERRY FARMING: Learn step by step guide on how to plant strawberries (Farm management)

by Davies Cheruiyot(Kindle Edition)

★★★★★ 5 out of 5

Language : English
 File size : 2702 KB
 Text-to-Speech : Enabled
 Enhanced typesetting: Enabled
 Word Wise : Enabled
 Lending : Enabled
 Screen Reader : Supported
 Print length : 36 pages



This book contains a step by step guide on how to plant Strawberry

In this book you will learn;

- Health benefits of consuming strawberry

- Advantages of strawberry Farming
- Different varieties of strawberry
- Soil and climate requirements
- Planting materials
- Land preparation
- Propagation
- Fertilizer requirements
- Weed management
- Pest and diseases control
- Harvesting and marketing

After reading this book, you shall gain all the knowledge required in strawberry Farming.




Everything You Need To Know About Building Referral Revenue Online

Are you looking for ways to boost revenue for your online business? One effective strategy to consider is building referral revenue. Referral revenue, also known as...




Is It Still Cheating If You Don't Get Caught?

When it comes to morality and ethics, the line between right and wrong can sometimes become blurry. One such situation that often...



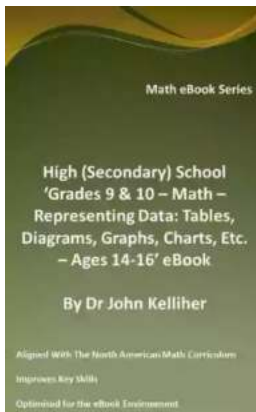
The Fascinating History of Afro Uruguay - Unveiling the Untold Stories

Afro Uruguay refers to the rich and diverse history of African descendants in Uruguay. From cultural contributions to political struggles, the Afro Uruguayan community has...




Reflections From Stubborn Son: A Journey of Self-Discovery and Growth

Have you ever encountered a stubborn son who challenged your every attempt to guide and teach him? If you have, then you may find solace and inspiration in this...



Discover the Revolutionary World of Protein Modelling: The Story of Andrew Gamble

Protein modelling is an essential field of study in molecular biology that offers insights into the structure, function, and interactions of proteins. In recent...



The Best Old Fashioned Advice: Timeless Wisdom Passed Down Over Generations

Have you ever turned to your grandparents, parents, or even older friends for advice? There's something magical about the wisdom that comes from their lips – advice that has...



Embark on an Unforgettable Journey: The Sword and Sorcery Fantasy Adventure That Will Leave You Breathless!

Are you ready to be transported to a land of magic, fierce battles, and incredible wonders? Prepare yourself for an unforgettable experience as we dive into the...



The Enchanting World of Wendy Darling Comes Alive in Volume Stars by Colleen Oakes

Step into the magical world of Neverland and get ready to embark on an unforgettable adventure with Wendy Darling, the beloved character from J.M. Barrie's timeless classic,...