


Daddy Help Me Draw Fish - A Fun Activity for You and Your Child



As a parent, spending quality time with your child is crucial for their development. Engaging in activities that promote creativity and imagination can have a lasting impact on their learning journey. One such activity that you and your child can enjoy together is drawing. In this article, we will explore the fun and educational

aspect of drawing fish with your child, and how you, as a dad, can help them foster their artistic skills.

Why Drawing?

Drawing is an excellent way to stimulate your child's imagination and creativity. It promotes hand-eye coordination, fine motor skills, and cognitive development. Through drawing, children can express their thoughts and feelings, creating endless possibilities with just a pen or pencil in their hands.



Daddy, Help Me Draw Fish by Andrea Alvarez(Kindle Edition)

★★★★★ 5 out of 5

Language : English
File size : 1775 KB
Text-to-Speech : Enabled
Screen Reader : Supported
Enhanced typesetting : Enabled
Print length : 19 pages
Lending : Enabled



Benefits of Drawing:

- Enhances fine motor skills and hand-eye coordination.
- Develops concentration and focus.
- Boosts cognitive development and problem-solving abilities.
- Allows emotional expression and communication.
- Fosters creativity and imagination.
- Improves patience and perseverance.

Drawing Fish - A Step-by-Step Guide

Now that we understand the importance of drawing, let's dive into the step-by-step process of drawing a fish together with your child.

Materials You'll Need:

- White paper
- Pencils
- Crayons
- Eraser
- Coloring markers (optional)

Step 1: Shape the Body

Start by drawing a slightly curved vertical line in the center of the page. This line will serve as the fish's body. Then, draw a small curved line at one end to represent the tail.

Step 2: Add the Fins

Next, draw a triangular-shaped fin at the top of the fish's body. This will be the dorsal fin. Then, add a smaller, symmetrical fin at the bottom. These fins will give your fish a more realistic look.

Step 3: Draw the Eyes and Mouth

Draw two small circles for the eyes, placing them on either side of the fish's body. Within each circle, add a smaller circle to represent the pupils. For the mouth, draw a curved line starting from the middle of the body, extending towards the head.

Step 4: Decorate Your Fish

Now comes the fun part – decorating your fish! Use your crayons or markers to add vibrant colors to the body, fins, and tail. Encourage your child to let their imagination run wild, experimenting with different color combinations. It's their fish, and they can make it as unique and colorful as they want!

Engaging Your Child in the Drawing Process

While drawing the fish, it's essential to engage your child actively in the process. Here are a few tips to make the experience more enjoyable:

1. **Encourage storytelling:** Ask your child to imagine a story about the fish they are drawing. What is its name? Where does it live? What adventures does it have?
2. **Praise their efforts:** Acknowledge your child's creativity and effort throughout the drawing process. Positive reinforcement will boost their confidence and encourage them to explore their artistic abilities further.
3. **Draw along:** Sit next to your child and actively participate in the drawing activity. This not only strengthens the bond between you and your child but also sets an example of creativity and learning.
4. **Display their artwork:** Once the drawing is complete, proudly display it in your home or their room. This will make your child feel valued and proud of their creation.

Engaging in creative activities with your child, such as drawing fish, not only provides quality time together but also promotes their artistic abilities and cognitive development. Remember, the process is more important than the end result. Encourage your child's imagination, praise their efforts, and create

wonderful memories together. So dads, grab those pencils and crayons, and get ready for a fun-filled drawing session with your little ones!



Daddy, Help Me Draw Fish by Andrea Alvarez(Kindle Edition)

★★★★★ 5 out of 5

Language : English
File size : 1775 KB
Text-to-Speech : Enabled
Screen Reader : Supported
Enhanced typesetting : Enabled
Print length : 19 pages
Lending : Enabled



a unique book for parents and grandparents that want to spend wonderful time with their children or grandchildren.

this book will give you a great chance to spend some quality time with your children and grandchildren (if you are grandparents).

most parents dont know how to draw and your kids need you to show them how to do things, so why not drawing.

this book will teach you, the parents how to draw the most simple and cute characters so you could draw them with your kids and teach them how to do that as well, step by step.

bu using my special technique "drawing easily" you will get the best results within the first couple times you will try following the drawing steps.

please dont forget to review my book and tell other parent how useful this book really is.




Everything You Need To Know About Building Referral Revenue Online

Are you looking for ways to boost revenue for your online business? One effective strategy to consider is building referral revenue. Referral revenue, also known as...




Is It Still Cheating If You Don't Get Caught?

When it comes to morality and ethics, the line between right and wrong can sometimes become blurry. One such situation that often...



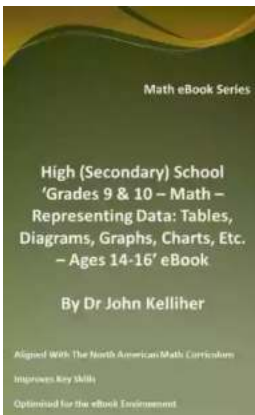
The Fascinating History of Afro Uruguay - Unveiling the Untold Stories

Afro Uruguay refers to the rich and diverse history of African descendants in Uruguay. From cultural contributions to political struggles, the Afro Uruguayan community has...




Reflections From Stubborn Son: A Journey of Self-Discovery and Growth

Have you ever encountered a stubborn son who challenged your every attempt to guide and teach him? If you have, then you may find solace and inspiration in this...



Discover the Revolutionary World of Protein Modelling: The Story of Andrew Gamble

Protein modelling is an essential field of study in molecular biology that offers insights into the structure, function, and interactions of proteins. In recent...



The Best Old Fashioned Advice: Timeless Wisdom Passed Down Over Generations

Have you ever turned to your grandparents, parents, or even older friends for advice? There's something magical about the wisdom that comes from their lips – advice that has...



Embark on an Unforgettable Journey: The Sword and Sorcery Fantasy Adventure That Will Leave You Breathless!

Are you ready to be transported to a land of magic, fierce battles, and incredible wonders? Prepare yourself for an unforgettable experience as we dive into the...



The Enchanting World of Wendy Darling Comes Alive in Volume Stars by Colleen Oakes

Step into the magical world of Neverland and get ready to embark on an unforgettable adventure with Wendy Darling, the beloved character from J.M. Barrie's timeless classic,...